


MOOVMOR

MX500 36T

HORIZONTAL BALER



+353 45 521031



sales@moovmor.com



www.moovmor.com

MOOV/MOR

MX500 36T

HORIZONTAL BALER

OVERVIEW

The MX500 is a closed end semi automatic horizontal baler. Unlike the rest of our semi auto baler range the MX500 comes with a manual opening side hinged end door for bale discharge. An entry level horizontal baler ideal for those conscious of budget. This baler produces cardboard bales up to 500kg in weight (depending on bale length chosen). This baler is adept at baling a wide range of materials from cardboard baling, plastics and foam baling.


STANDARD FEATURES

- Manual side opening end door
- Full bale eject of each bale
- High and low pressure baling modes
- Horizontal bale tying 4 wire ties
- Hardox plated floor and press plate base
- "V" shaped serrated bale chamber shear blades
- Anvil type material cutting knives
- PLC control and diagnostics
- Semi enclosed power pack – weather and vandal protection
- High density mill sized bales with tie off lengths up to 1450mm long



BENEFITS


- Save labour costs with faster loading and fast running cycles.
- Save space and time with fewer high density bales.
- Save money on wire with high density bales.
- Save running costs and reduce power consumption with our latest high efficiency power-pack designs. Low carbon footprint.
- Square edged bales are easier to stack and store.
- Faster loading means cleared up floor space.
- Eliminates storing cardboard and plastics to be baled later.
- Easy operation, semi automatic control
- High density, high value, mill quality bales.
- Increased payloads & reduced transport costs
- Robust design, engineered for long life.
- Over 30 years of providing waste solutions.



OPTIONAL FITOUTS



Bin Tippers for 120 – 1100
Litre Wheeled Carts



5 Wire
Horizontal Ties



Fast Cycle Options from
54 – 36 Seconds



Text & Email GSM
Notification System



Range of Powerpack
and Motor Options



Custom Hopper
Design & Fit-Out

MX 500 36T

HORIZONTAL BALER

| SPECIFICATION | MX500 36T |
|--|-------------------------|
| BALING FORCE (TONNES) | 38T |
| BALE SIZE W X H (NOMINAL) | 750mm x 1100mm |
| BALE LENGTH (ADJUSTABLE 500MM TO...) | 1300mm |
| BALE WEIGHTS (DEPENDING ON MATERIAL) | Up to 500 kg |
| MOTOR POWER - STD SET UP | From 5.5 kw |
| BALE DISCHARGE | Full Hydraulic Eject |
| BALE CHAMBER END DOOR | Manual with HYD release |
| WIRE/TAPE TYING | 4 Horizontal |
| HARDOX PLATED BALE CHAMBER | AR400/10 |
| BALE FULL & PRE FULL INDICATORS | STD |
| UNIQUE ANTI JAM SERRATED CUTTING BLADES | STD |
| AUTOMATIC & MANUAL CYCLE OPERATION | STD |
| BALING WIRE HOLDER | Optional |
| BALE COUNTER & HOURS RUN DISPLAY | Optional |
| DUAL BALING PRESSURES | Optional |
| HOT OIL THERMOSTAT | Optional |
| OIL COOLER | Optional |
| BIN TIPPER SYSTEM | Optional |
| CYCLE TIME - STANDARD CYCLE | 60 Seconds |
| CYCLE TIME - FAST CYCLE (OPTIONAL) | 40 Seconds |
| BALE CHAMBER WIDTH | 750 mm |
| BALE CHAMBER HEIGHT | 1100 mm |
| LXW - BALER INLET APERTURE (UP TO) | 1350 x 700 mm |
| BALER LENGTH (NOMINAL) | 5695 mm |
| BALER MAIN BODY WIDTH (NOMINAL) | 1385 mm |
| CHARGE BOX HEIGHT | 1420 mm |
| OVERALL HEIGHT (NOMINAL) | 2190 mm |

POWERPACK OPTIONS ARE AVAILABLE FROM 5.5 kW to 22.0 kW.

Additional information available on request.

MOOV MOR