


MOOVMOR

SC2500

STATIC COMPACTOR



+353 45 521031



sales@moovmor.com



www.moovmor.com

SC2500

STATIC COMPACTOR

OVERVIEW

The SC2500 model has been installed with a wide variety of fit out options, from our basic hand loading hopper, bin lifting systems, conveyor feeds as well as direct off dock loading, the SC2500 is a versatile compactor. It has the capacity to throughput and compact several tons of material per hour making it an ideal choice for a wide selection of industries.













STANDARD FEATURES

- Open top hopper for easy hand loading or mechanical loading
- Built in power pack with all controls enclosed
- PLC controlled system
- Push blade packing mechanism
- Galvanised hooks and container ratchets
- Robust design and heavy duty construction
- Built to CHEM specification
- Designed and manufactured to EU machinery directives and certified CE compliant

BENEFITS

- Reduced waste collection costs
- Designed with maximum operator safety in mind
- Low running costs with moovmor low energy power pack systems
- Low energy carbon footprint
- Easy to operate and load
- Reduced manual handling and risk to staff
- Streamlined operations
- Maximum payload on each lift
- Maximum performance and life long reliability
- Available in 2 power pack options – 26t and 38t

OPTIONAL FITOUTS

	Open top hopper for bulk loading		Through wall chute loading		GSM modules with performance monitoring & notification system
	Enclosed hopper with interlocked access door		Auto starting systems		Text & Email GSM Notification System
	Bin tipper for 120 to 1100 litre wheeled carts		Off-line power pack cooling systems		Guide rail and in-floor plates
	Conveyor interfaced hoppers		Off dock loading		Rear loading bin lifting options

SC2500

STATIC COMPACTOR

SPECIFICATION	SC2500-26T	SC2500-38T
COMPACTION FORCE @ 200 BAR (TONNES)	26	38
MOTOR POWER (KW)	5.5 KW, 16A	11 KW, 32A
POWER SUPPLY	3 PH + E + N, 400V, 50HZ	3 PH + E + N, 400V, 50HZ
STD FACTORY SET CYCLE TIME (SECS)	70	54
FAST CYCLE OPTIONS (SECS)	44	34
ADDITIONAL POWER PACK OPTIONS	11 – 15KW	15 – 18kW
CHARGE BOX VOLUME (M³)	1.77	1.77
CHEM VOLUME PER STROKE (M³)	1.37	1.37
CYLINDER BORE	125	152
COMPACTOR LENGTH (MM)	3370	3370
COMPACTOR WIDTH (EXCLUDING CLAMPS – MM)	1667	1667
COMPACTOR WIDTH (INCLUDING CLAMPS – MM)	2645	2645
COMPACTOR HEIGHT (MM)	1570	1570
CHARGE BOX LOADING HEIGHT (MM)	1264	1264
CHAMBER WIDTH	1505	1505
CHAMBER LENGTH	1250	1250
CHAMBER HEIGHT	904	904
COMPACTOR WEIGHT	2500	2500

Due to company policy of continued product development design and specifications are subject to change without notice. Check with your local distributor or our customer service representative for regional availability within Europe.

MOOVIMOR