

**MOOVMOR**

# SC3500

## STATIC COMPACTOR



+353 45 521031



sales@moovmor.com



www.moovmor.com

# SC3500

## STATIC COMPACTOR

### OVERVIEW

The Moovmor SC3500 model is the largest of our industrial/commercial compactor series with a 2100mm long x 1500mm wide charge box. The SC3500 model is widely used as a small transfer compactor, where small trailers and trucks can empty directly into the charge box and is of course ideal for compacting large items such as beds and couches.













### STANDARD FEATURES

- Open top hopper for easy hand loading or mechanical loading
- Built in power pack with all controls enclosed
- PLC controlled system
- Push blade packing mechanism
- Galvanised hooks and container ratchets
- Robust design and heavy duty construction
- Built to CHEM specification
- Designed and manufactured to EU machinery directives and certified CE compliant

### BENEFITS

- Reduced waste collection costs
- Designed with maximum operator safety in mind
- Low running costs with moovmor low energy power pack systems
- Low energy carbon footprint
- Easy to operate and load
- Reduced manual handling and risk to staff
- Streamlined operations
- Maximum payload on each lift
- Maximum performance and life long reliability
- Available in 2 power pack options – 38T and 50T

### OPTIONAL FITOUTS

 <p>Open top hopper for bulk loading</p>	 <p>Through wall chute loading</p>	 <p>GSM modules with performance monitoring &amp; notification system</p>
 <p>Enclosed hopper with interlocked access door</p>	 <p>Auto starting systems</p>	 <p>Text &amp; Email GSM Notification System</p>
 <p>Bin tipper for 120 to 1100 litre wheeled carts</p>	 <p>Off-line power pack cooling systems</p>	 <p>Guide rail and in-floor plates</p>
 <p>Conveyor interfaced hoppers</p>	 <p>Off dock loading</p>	 <p>Rear loading bin lifting options</p>

# SC3500

## STATIC COMPACTOR

SPECIFICATION	SC3500-38T	SC3500-50T
<b>COMPACTION FORCE @ 200 BAR (TONNES)</b>	38	53
<b>MOTOR POWER (KW)</b>	11 KW, 32A	11 KW, 32A
<b>POWER SUPPLY</b>	3 PH + E + N, 400V, 50HZ	3 PH + E + N, 400V, 50HZ
<b>STD FACTORY SET CYCLE TIME (SECS)</b>	90	60
<b>FAST CYCLE OPTIONS (SECS)</b>	55	46
<b>ADDITIONAL POWER PACK OPTIONS</b>	15KW – 22KW	15 – 22kW
<b>CHARGE BOX VOLUME (M<sup>3</sup>)</b>	3	3
<b>CHEM VOLUME PER STROKE (M<sup>3</sup>)</b>	2.3	2.3
<b>CYLINDER BORE</b>	152	180
<b>COMPACTOR LENGTH (MM)</b>	5316	5316
<b>COMPACTOR WIDTH (EXCLUDING CLAMPS – MM)</b>	1667	1667
<b>COMPACTOR WIDTH (INCLUDING CLAMPS – MM)</b>	2645	2645
<b>COMPACTOR HEIGHT (MM)</b>	1570	1570
<b>CHARGE BOX LOADING HEIGHT (MM)</b>	1264	1264
<b>CHAMBER WIDTH</b>	1505	1505
<b>CHAMBER LENGTH</b>	2100	2100
<b>CHAMBER HEIGHT</b>	904	904
<b>COMPACTOR WEIGHT</b>	4500	4500

Due to company policy of continued product development design and specifications are subject to change without notice. Check with your local distributor or our customer service representative for regional availability within Europe.

# MOOV MOR